

MANUAL OF INTELLIGENT LED CORRIDOR LIGHT




I. Main Features

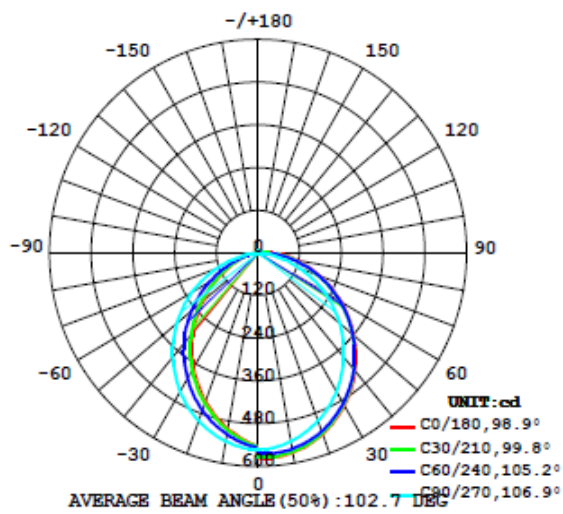
- Programmable intelligent LED Corridor Light with automatic optical communication technology.
- Light brightness can be automatically dimmed to 10~50% in the standby mode and up to 100% once a moving person is detected by the built-in IR sensor.
- Number of the lights in a preset zone can be adjustable by users with the remote IR programmer
- Light brightness level and full brightness holding time can be adjusted by users with the remote IR programmer.
- Inter-communication: All the lights in a preset zone can be automatically lit up one by one in the direction of a moving person when detected by the built-in IR sensor.
- Environment friendly, no UV or infrared radiation, mercury free.
- Unique design of light fixture with special structure for better heat dissipation.
- Significant energy saving and extra long lifespan.
- Easy installation, replace the traditional light without any changes of wiring layout.
- Suitable for applications in parking garage, shopping mall, hotel, school, hospital and corridors.

II. Technical Specifications

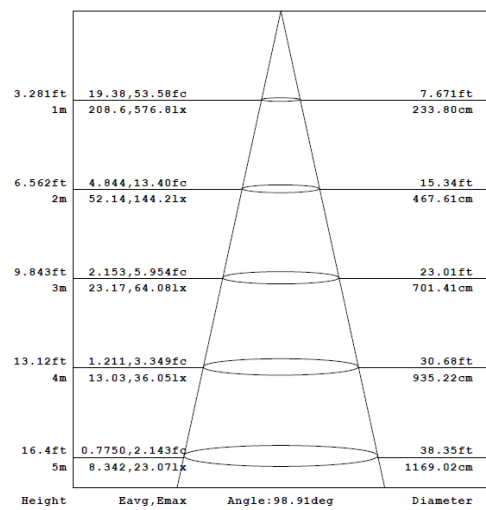
Model No.	TA-DT-18			TA-DT-24			TA-DT-36		
Order No.	TA-DT-18WW	TA-DT-18PW	TA-DT-18CW	TA-DT-24WW	TA-DT-24PW	TA-DT-24CW	TA-DT-36WW	TA-DT-36PW	TA-DT-36CW
Dimension	1200*99*46mm			600*148*98mm			1200*148*98mm		
Power	18W			24W			36W		
Input Power	180-265VAC 50/60Hz								
Standby Power	2.5W(Adjustable)			3.6W(Adjustable)			3.6W(Adjustable)		
Light Source	168pcs(Samsung 3014)			48pcs (Samsung 5630)			80pcs (Samsung 5630)		
Full Power Time	60 sec (adjustable)								
CCT	2700-3700K	4000-5300K	5500-6700K	2700-3700K	4000-5300K	5500-6700K	2700-3700K	4000-5300K	5500-6700K
Luminous Flux	1200-1650 lm			1400-1800 lm			2500-3000 lm		
CRI (Ra)	≥80								
PF	≥0.9								
Intercom Distance	≤8m (Less than 5m recommended)								
Detection Distance	≤5m								
Detection Angle	≤30°								
Installation Height	≤3.5m								

Beam Angle	102°		
Working Temperature	-20°C~50°C(10%~90%RH)		
Housing Material	Aluminum & PC Cover		
Net Weight	1.5kg	2.75Kg	4.1Kg
LED Lifespan	≥35,000 hrs		
Certificate			

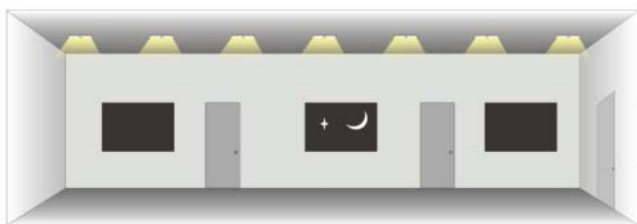
III. Distribution Curve and Application Picture
Luminous Intensity Distribution Diagram



Lux Report



Low Brightness Level in Stand-by Mode

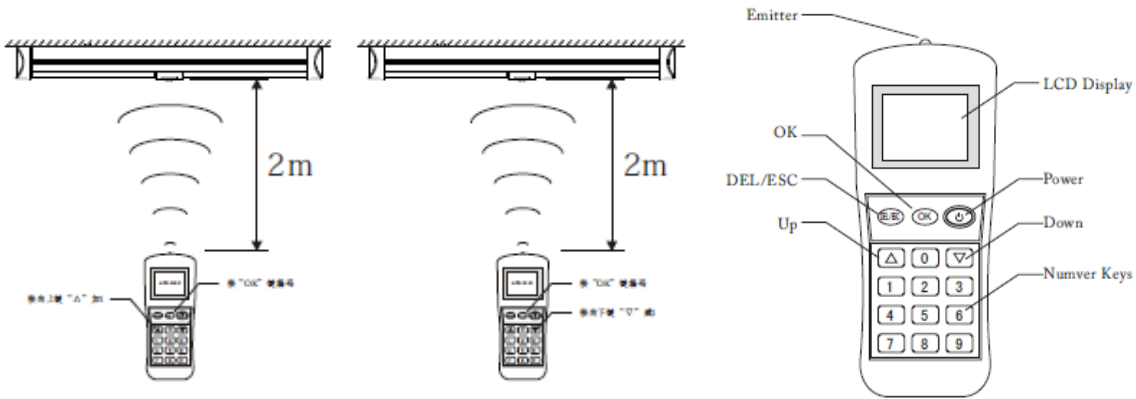


Full Brightness When People's Detected



Intercommunication -- The lights set in a group can be lit up automatically one by one





Stand-by Brightness, Full Power Time & Number of the Lights in a preset zone can be adjusted by users with the Handheld Remote Programmer shown as above drawing.



Application Instance



T&A - Smart LED Lighting Solution